

Dear Teacher,


Your pupils have just entered the primary section of the school education. This book, titled "My English Reader, (Class-I)" has been designed keeping in view the ability level of the child at this age. It is intended to develop communicative skills of the child by enhancing the four basic skills i.e listening, speaking, reading and writing. At this stage our basic concern is to develop vocabulary of the students so that they are able to communicate properly. For this purpose, different sound blend words have been deliberately used in stories so that the students know their usage in sentences. The child by nature loves activities. The format of the book has been designed keeping this characteristic of the child in mind. In each lesson, there are interesting activity sheets which should help the child in sharpening the language skills.

The book has been designed and illustrated in such a manner as to attract the attention of the children and create interest in them. The picture clues assist the children in comprehension and also in developing the skills of reading.

The contents of the book include such themes as are familiar to the children such as animals, nature, fantasy and adventure. A workbook has been developed with this book which can give more practice in language work.

I am highly grateful to all those who have helped us in the course of designing this book. I invite suggestions from various readers especially the teachers and the parents for improvement of this book.

**Dr Nisha Peshin**  
Director (Academics)



## CONTENTS

S No

Page No.

### SECTION 1 :

(1-5)

- |                                |   |
|--------------------------------|---|
| 1. The Pets .....              | 1 |
| 2. Kitty-The Naughty Cat ..... | 2 |
| 3. A Funny Funny Zoo .....     | 4 |

### SECTION 2 : (Sound stories)

(6-40)

- |                                  |    |
|----------------------------------|----|
| 4. Neha in a Jeep .....          | 7  |
| 5. The Big Bell .....            | 11 |
| 6. The Hot Spoon .....           | 15 |
| 7. A Shop in the Ship .....      | 19 |
| 8. Chintu and the Chicks .....   | 23 |
| 9. The Thief and the Thorn ..... | 27 |
| 10. The Puss in the Class .....  | 31 |
| 11. One Thing at a Time .....    | 33 |
| 12. Vicky and Nicky .....        | 35 |
| 13. The King's Ring .....        | 38 |

### SECTION 3 :


(41-101)

- |                             |    |
|-----------------------------|----|
| 14. My Mummy (poem) .....   | 41 |
| 15. Anil and Geeta .....    | 48 |
| 16. Out of the Cage .....   | 53 |
| 17. Tiny Ball (poem) .....  | 55 |
| 18. Clever Chicks .....     | 59 |
| 19. Tommy- the pet .....    | 67 |
| 20. A Picnic .....          | 73 |
| 21. Raju's Bunny .....      | 79 |
| 22. Kitty's Birthday .....  | 88 |
| 23. The Ants .....          | 93 |
| 24. The Greedy Monkey ..... | 98 |

### SECTION 4 :

(102-107)

- |                              |     |
|------------------------------|-----|
| 25. Golu's Shop .....        | 102 |
| 26. Neha in the Forest ..... | 105 |



**Dear Teacher,**

D.A.V. Centre For Academic Excellence, a wing of the D.A.V. College Managing Committee has already designed the course material for Classes-LKG to VIII.


This book, titled 'English Practice Book, (Class-I)' has been designed keeping in view, the ability of the children at this age. Proper linkages have been developed with its Main Course Book titled 'My English Reader', (Class-I). This book has to be used along with 'My English Reader', which will give more practice in learning the language. The teacher is expected to explain the worksheets based on different grammar areas and see whether it is followed correctly by the children. Once it is confirmed, the children should be left to carry on by themselves.

The child by nature loves activities. The format of the book has been designed keeping these characteristics in mind. The book carries interesting worksheets which should help the child in sharpening the language skills.

The book has been profusely illustrated so as to engage the attention of the children and create interest in it. The picture clues should help the children in comprehension and also in developing the skill of reading.

I am grateful to all my seniors, colleagues and practising teachers from different D.A.V. schools who contributed in developing this book. I invite feedback and suggestions from students, teachers and parents for improving the contents and design of this book.


**Dr Nisha Peshin**  
Director (Academics)





## CONTENTS

S. No.	Page No.
Revision .....	1-8
1. Neha in a Jeep .....	9
2. The Big Bell .....	12
3. The Hot Spoon .....	15
4. A Shop in the Ship .....	18
5. Chintu and the Chicks .....	21
6. The Thief and the Thorn .....	24
7. The Puss in the Class .....	28
8. Vicky and Nicky .....	31
9. The King's Ring .....	34
10. Let us learn about 'I' .....	36
11. Anil and Geeta .....	39
12. Out of the Cage .....	43
13. Clever Chicks .....	46
14. Tommy- the pet .....	49
15. A Picnic .....	54
16. Raju's Bunny .....	57
17. What is what? .....	62
18. Kitty's Birthday .....	66
19. The Ants .....	68
20. The Greedy Monkey .....	72
21. Let's compose .....	76
22. Leave a note .....	77
23. Picture Talk .....	78
24. Picture Story .....	79



प्रिय शिक्षक,

यह पुस्तक डी.ए.वी. शैक्षिक उत्कृष्टता केन्द्र द्वारा निर्मित कथा प्रथम के लिए पाठ्यक्रम निर्देश के अनुसार बनाई गयी है। वास्तव में यह पुस्तक एक ऐसा माध्यम है जिसके द्वारा हमने विद्यार्थियों को स्वाध्ययन हेतु प्रेरित करने की भरपूर कोशिश की है। साथ ही यह पुस्तक उनके मानसिक विकास में भी सहायक सिद्ध होगी।

इस पुस्तक में निम्नलिखित बातों का ध्यान रखा गया है—

1. वही अध्याय लिए गए हैं जिन्हें बच्चे अपने दैनिक जीवन में प्रायः देखते हैं। इस प्रकार बच्चे सरलता के साथ हर बात को समझ सकते हैं।
2. सभी प्रकार की मात्राओं का ज्ञान कराया गया है। चित्रों का चयन इस तरह किया गया है कि बच्चे आसानी से समझ सकें और मात्राओं का ज्ञान कराने में सहायक सिद्ध हों।
3. सारी पाठ्य-सामग्री क्रमानुसार रखी गई है ताकि बच्चे क्रम-वार अपने ज्ञान में वृद्धि कर सकें अर्थात् बच्चे जितना सीखते जाएँ उसके आगे सीखने की उनमें स्वयं लालसा जागृत हो।

हमें पूरा विश्वास है कि यह पुस्तक बच्चों की हिन्दी भाषा के ज्ञान में पूरी तरह से वृद्धि करेगी और ऊपर लिखित उद्देश्यों को प्राप्त कराने में सहायक सिद्ध होगी।

हम आशा करते हैं कि अध्यापक वर्ग तथा अभिभावक अपने सुझाव हम तक पहुँचाएँगे ताकि इस पुस्तक को ज़्यादा आकर्षक व शिक्षाप्रद बनाया जा सकें।

डॉ. निशा पेंशिन  
निदेशक (शैक्षिक)

## अनुक्रम

पाठ-क्रम	विषय	पृष्ठ
1.	राजा बेटा	1
2.	अमन	2
3.	समझदार अजय	4
4.	रविवार का दिन	7
5.	दीपावली आई	10
6.	गुड़िया की शादी	13
7.	शाम हुई	15
8.	जादूगर का जादू	17
9.	मेला	20
10.	शैला की मैना	23
11.	होली का दिन	27
12.	कौशल की सालगिरह	30
13.	संजय की पतंग	33
14.	ताँगे वाले की मूँछें	36
15.	परियों की रानी	39
16.	मस्त कलंदर	40
17.	नन्हीं चिड़िया	44
18.	अच्छी परी	45
19.	गुब्बारे वाला	49
20.	योगशाला	50

प्रिय शिक्षक,

यह पुस्तक डी.ए.वी. शैक्षिक उत्कृष्टता केन्द्र द्वारा निर्मित कक्षा-प्रथम के लिए पाठ्यक्रम निर्देश के अनुसार बनाई गई है। वास्तव में यह पुस्तक एक ऐसा माध्यम है जिसके द्वारा हमने विद्यार्थियों को स्वाध्ययन हेतु प्रेरित करने की भरपूर कोशिश की है। साथ ही यह पुस्तक उनके मानसिक विकास में सहायक सिद्ध होगी।

इस पुस्तक में निम्नलिखित बातों का ध्यान रखा गया है -

1. वही अध्याय लिए गए हैं जिन्हें बच्चे अपने दैनिक जीवन में प्रायः देखते हैं। इस प्रकार बच्चे सरलता के साथ हर बात को समझ सकते हैं।
2. सभी प्रकार की मात्राओं का ज्ञान कराया गया है। चित्रों का चयन इस तरह किया गया है कि बच्चे आसानी से समझ सकें और मात्राओं का ज्ञान कराने में सहायक सिद्ध हों।
3. सारी पाठ्य-सामग्री क्रमानुसार रखी गई है ताकि बच्चे क्रम-वार अपने ज्ञान में वृद्धि कर सकें अर्थात् बच्चे जितना सीखते जाएँ उसके आगे सीखने की उनमें स्वयं लालसा जागृत हो।

हमें पूरा विश्वास है कि यह पुस्तक बच्चों की हिन्दी भाषा के ज्ञान में पूरी तरह से वृद्धि करेगी और ऊपर लिखित उद्देश्यों को प्राप्त कराने में सहायक सिद्ध होगी।

हम आशा करते हैं कि अध्यापक वर्ग तथा अभिभावक अपने सुझाव हम तक पहुँचाएंगे ताकि इस पुस्तक को ज्यादा आकर्षक व शिक्षाप्रद बनाया जा सके।

डॉ. निशा पेशिन  
निदेशक (शैक्षिक)

## विषय-सूची

क्र.सं.	विषय	पृष्ठ संख्या
●	स्वर	1
●	व्यंजन	2
1.	अमन	3
2.	समझदार अजय	6
3.	रविवार का दिन	11
4.	दीपावली आई	16
5.	गुड़िया की शादी व शाम हुई	20
6.	जादूगर का जादू	25
7.	मेला	32
8.	शैला की मैना	37
9.	होली का दिन	41
10.	कौशल की सालगिरह	45
11.	संजय की पतंग	49
12.	ताँगे वाले की मूँछें व परियों की रानी	53
13.	मस्त कलंदर व नन्हीं चिड़िया	55
14.	अच्छी परी	58
15.	गुब्बारे वाला	61
16.	योगशाला	63



## ఈ పాఠ్యపుస్తకం ద్వారా పిల్లలు సాధించాల్సిన సామర్థ్యాలు

### I. విని అర్థం చేసుకోవడం, స్వేచ్ఛగా మాట్లాడడం

- ♦ పరిచితమైన కథలు, పాటలు, సంభాషణలు విని అర్థంచేసుకోగలగాలి.
- ♦ విన్న అంశం గురించి ఎవరు? ఏమిటి? ఎక్కడ? వంటి ప్రశ్నలకు జవాబులు ఇవ్వగలగాలి.
- ♦ సూచనలు విని అర్థంచేసుకొని ఆ ప్రకారం చేయగలగాలి.
- ♦ వింటున్నప్పుడు అక్షరాలమధ్య ధ్వని భేదాలు గుర్తించగలగాలి.
- ♦ తెలిసిన, చూసిన వాటి గురించి స్వేచ్ఛగా మాట్లాడగలగాలి.
- ♦ బొమ్మల ఆధారంగా మాట్లాడగలగాలి అనగా ఎవరున్నారు? ఏం జరుగుతున్నది? ఏం చేస్తున్నారు? వంటి అంశాలు చెప్పగలగాలి.
- ♦ గేయాలు, పాటలు రాగంతో భావంతో పాడగలగాలి.
- ♦ తెలిసిన కథలు సొంతమాటల్లో చెప్పగలగాలి.
- ♦ వర్ణమాల, గుణింతాల పదాలు, అక్షరాలను సృష్టోచ్ఛారణతో పలకగలగాలి.

### II. ధారాళంగా చదువడం, అర్థం చేసుకొని చెప్పడం

- ♦ గేయాలు, పాటలు వంటి వాటిలో వాక్యాలు గుర్తించగలగాలి.
- ♦ ఇచ్చిన అంశంలో కీలకపదాలు, వాటిలోని అక్షరాలు గుర్తించగలగాలి.
- ♦ పదాలలోని అక్షరాలను వర్ణమాల, గుణింతాల చార్టులలో గుర్తించగలగాలి.
- ♦ సరళపదాలు, గుణింత పదాలు, సరళమైన వాక్యాలు ధారాళంగా, తప్పుల్లేకుండా చదువగలగాలి.
- ♦ చదువుతున్న పదాలలో లోపించిన అక్షరాలను గుర్తించి రాయగలగాలి. బొమ్మలతో పదాలు జతచేయగలగాలి.

### III. రాయడం.


- ♦ నేర్చుకున్న అక్షరాలు ఉపయోగించి సొంతంగా పదాలు రాయగలగాలి.
- ♦ వర్ణమాల ఆధారంగా సరళపదాలు రాయగలగాలి.
- ♦ గుణింత పదాలు రాయగలగాలి.
- ♦ బొమ్మల ఆధారంగా సరళ, గుణింత పదాలు, వాక్యాలు రాయగలగాలి.
- ♦ తప్పుల్లేకుండా, అందంగా రాయగలగాలి.
- ♦ ఉక్తలేఖనం రాయగలగాలి.

### IV. సృజనాత్మకత.

- ♦ గేయాలు అభినయంతో పాడగలగాలి.
- ♦ బొమ్మలుగీసి, రంగులువేసి పదాలు రాయగలగాలి.
- ♦ అభినయగేయాలు పాడిగించగలగాలి.
- ♦ మట్టితో బొమ్మలు చేసి వాటి గురించి మాట్లాడగలగాలి.
- ♦ బొమ్మ ఆధారంగా కథను ఊహించి చెప్పగలగాలి.

( viii )

Sale 2019-20





## విషయ సూచిక

క్ర.సం.	పాఠం	నేర్చుకోవాల్సినవి	మాసం	పుట
	సంసిద్ధత పాఠాలు	స్వేచ్ఛగా మాట్లాడడం	మార్చి	2
1.	తబల	త, బ, ల	ఏప్రిల్	16
2.	కంజర	క, జ, ర, ం	జూన్	21
3.	ఆట	అ, ట	జూలై	26
4.	ఉంగరం	ఉ, గ	అగష్టు	32
5.	శనగ	శ, న	అగష్టు	37
6.	అనప	అ, ప	అగష్టు	42
7.	సవరం	స, వ	సెప్టెంబర్	47
8.	ఊడ	ఊ, డ	సెప్టెంబర్	52
9.	దండ	ద	అక్టోబర్	57
10.	ఈత	ఈ	అక్టోబర్	62
11.	మంచం	మ, చ	నవంబర్	67
12.	ఓడ	ఓ, ఓ, ఔ	నవంబర్	72
13.	కాకరకాయ	య, ా	నవంబర్	76
14.	గీతల అంగి	ి, ి	డిసెంబర్	81
15.	మూకుడు	ు, ు	డిసెంబర్	86
16.	ఇటుక	ఇ	డిసెంబర్	91
17.	ఎలుక - ఏనుగు	ఎ, ఏ, ఐ	జనవరి	96
18.	తేనెటీగ	ె, ే	జనవరి	101
19.	కొంగసోపతి	ొ, ౌ	జనవరి	106
20.	మైదాకు	ై, ౑	ఫిబ్రవరి	112
21.	సింహం-జింక	బ, ళ, హ	ఫిబ్రవరి	117
* 21.	కావాలి - కావాలి	చదువు - ఆనందించు		122
22.	పాఠశాల	ఖ, ఛ, ఠ, ఢ	ఫిబ్రవరి	123
23.	ఝపం	ఘ, ఝ, ఞ, ష, ఞ	మార్చి	128
24.	రథం	ఢ, ఢ, ణ, ణ	మార్చి	133
* 24.	చీమ - పడవ	చదువు - ఆనందించు		138
25.	పొదుపు కథలు	క్ష	మార్చి	139

Sale 2019-20

1



## **DEAR TEACHER**

Primary Mathematics (Class-I) has been designed keeping in view the ability level of the child at this age. It has been specially designed for the young mathematicians of today's fast changing world. The book intends to give the knowledge of mathematical concepts to the students and also allow them to apply that knowledge for solving mathematical problems. The book is very much in line with modern approaches of Mathematics teaching, which emphasize play, activity, experimentations and practical application. It also combines the functions of a work-book along with the text-book.

While teaching, appropriate teaching aids may be used which will re-inforce the child's understanding of the concepts presented in the book. It will also provide an additional opportunity for communication between teacher and pupil which can augment the teaching-learning process. The book with its lively illustrations and activity pages aims to stimulate the imagination of the child at the very start of his/her journey into mathematics.

I am grateful to all my seniors, colleagues and practising teachers from DAV schools who contributed in developing this book.

I invite feedback and suggestions from students, teachers and parents for improving the content and design of this book.

**Dr (Mrs.) Nisha Peshin**  
Director (Academics)

# CONTENTS

S.No.	Topic	Page No.	S.No.	Topic	Page No.
1.	<b>COMPARISON</b>	1-16		<ul style="list-style-type: none"> <li>Tens, Ones</li> <li>Abacus</li> <li>Numbers in a Sequence</li> <li>Greater than / Less than</li> <li>Before, After, Between</li> <li>Ascending / Descending Order</li> <li>Concept of Hundred</li> <li>Hundreds, Tens, Ones</li> </ul>	
2.	<b>NUMBER CONCEPT (0-50)</b>	17-42	6.	<b>LENGTH</b>	78-80
	<ul style="list-style-type: none"> <li>Missing Numbers</li> <li>How many</li> <li>Numerals, Number name</li> <li>Ones, Tens</li> <li>Place Value-Abacus</li> <li>Greater than/Less than</li> <li>Equal to</li> <li>Before, After, Between</li> <li>Ascending/Descending Order</li> <li>Ordinal Numbers</li> </ul>			<ul style="list-style-type: none"> <li>More Length</li> <li>Non-standard units</li> </ul>	
3.	<b>ADDITION AND SUBTRACTION (0-20)</b>	43-53	7.	<b>ADD &amp; SUBTRACT</b>	81-83
	<ul style="list-style-type: none"> <li>Add on Number Line</li> <li>Add Downwards</li> <li>Subtract on Number Line</li> <li>Subtract Downwards</li> <li>Zero</li> <li>Add three numbers</li> </ul>			<ul style="list-style-type: none"> <li>Add / Subtract in tens</li> </ul>	
4.	<b>SHAPES</b>	54-63	8.	<b>WEIGHT</b>	84-87
	<ul style="list-style-type: none"> <li>Shapes</li> <li>Sides &amp; Corners</li> <li>Solid shapes</li> <li>Cube</li> <li>Cylinder</li> <li>Cone</li> <li>Sphere</li> <li>Faces</li> </ul>			<ul style="list-style-type: none"> <li>Heavier / Lighter</li> <li>Non-Standard Units</li> </ul>	
5.	<b>NUMBER CONCEPT (0-100)</b>	64-77	9.	<b>MORE ON ADDITION (0-99)</b>	88-92
	<ul style="list-style-type: none"> <li>Number Name</li> <li>Numerals &amp; Number Name</li> </ul>			<ul style="list-style-type: none"> <li>Add 2-digit Numbers</li> </ul>	
			10.	<b>CAPACITY</b>	93-94
				<ul style="list-style-type: none"> <li>Capacity</li> <li>Non-standard Units</li> </ul>	
			11.	<b>MORE ON SUBTRACTION</b>	95-99
				<ul style="list-style-type: none"> <li>Subtract 2-digit Numbers</li> </ul>	
			12.	<b>TIME</b>	100-105
				<ul style="list-style-type: none"> <li>Morning, Afternoon</li> <li>Evening, Night</li> <li>Telling Time</li> <li>Clock</li> <li>Same Time</li> </ul>	
			13.	<b>MONEY</b>	106-114
				<ul style="list-style-type: none"> <li>Coins &amp; Currency notes</li> <li>Add the Money</li> <li>Value of Object</li> <li>Total Cost</li> <li>Add / Subtract Money</li> </ul>	

## Letter to the teachers



### Dear teacher

My Living World is a text-cum-work book designed to meet the specific needs of the children studying in the 1st standard. The child at this stage observes and interacts with the environment in its totality and as such integrated approach has been followed while preparing this book so as to provide the child an opportunity to :-

1. stimulate his/her power of observation,
2. enhance his/her ability to think,
3. help him/her to solve problems by simulating various situations from the text based on simple scientific concepts, and
4. to reinforce various facts the fun way.

The aim of this book is to encourage the child for self-study & introduce him/her to such activities which can help in his/her intellectual development. The book is divided into various units and each unit is dealing with different aspects of the environment in which the child lives and grows. The contents of the book have been so chosen as to provide the child a full opportunity to know his/her close environment. The language used has been appropriately controlled in order to make it easily comprehensible for the child of this age group. The book has been suitably illustrated making it more interesting for them.

I am sure, that children and teachers will find this book quite interesting, useful and interactive in nature.

I would welcome suggestions for its improvement from my fellow teachers and the parents.

**Dr Nisha Peshin**

Director (Academics)



# Contents

TOPIC	PAGE NO.
1. More about me	1
2. Keeping clean	11
3. Our food	15
4. Keeping healthy	22
5. Clothing	25
6. A house is a must	30
7. Who are they?	35
8. We are a happy family	39
9. Fairs & festivals	45
10. Know your surroundings	49
11. Plants	52
12. The animal kingdom	58
13. Water	65
14. Important places	70
15. Let us meet them	75



# CONTENT

---

S.NO.	CHAPTER NAME	PAGE NO.
1.	COMPUTER : A WONDERFUL MACHINE	1-8
2.	PARTS OF THE COMPUTER	9-13
3.	MOUSE	14-20
4.	TUX PAINT	21-30
5.	KEYBOARD	31-40
6.	USES OF COMPUTER	41-45
7.	TYPES OF COMPUTERS	46-49
8.	DO'S AND DON'TS WITH A COMPUTER	50-53
9.	MORE ABOUT TUX PAINT	54-65
10.	PROJECT - 1	66-68
11.	PROJECT - 2	69-72
12.	ACADEMIC PROJECT	73-82